



Ogre Primary School **Animation**



Animation and Animation Types

Animation is the technique of photographing successive drawings or positions of puppets or models to create an illusion of movement when the film is shown as a sequence.

Types of animation we use with students:

- Drawn
- Puppet - Puppet animation is easier to create, so we use it more often



Animation production

Animation production consists of several stages:


- Formulation of an idea
- Sketch drawing and script creation
- Choice of characters
- Stage construction
- Shot photography
- Sound connection and montage



Scriptwriting and drawing



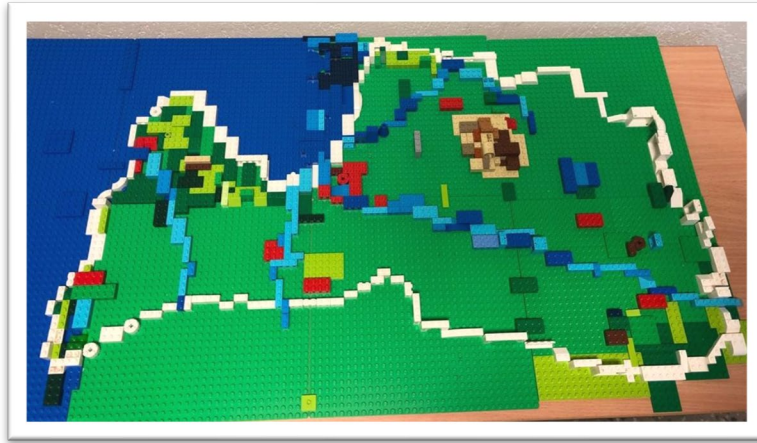

The scenario should include:

- Story description
- Characteristics of the main characters
- Description of the scene - close-up, far-off, what will be done in the film




Choosing the characters according to your idea





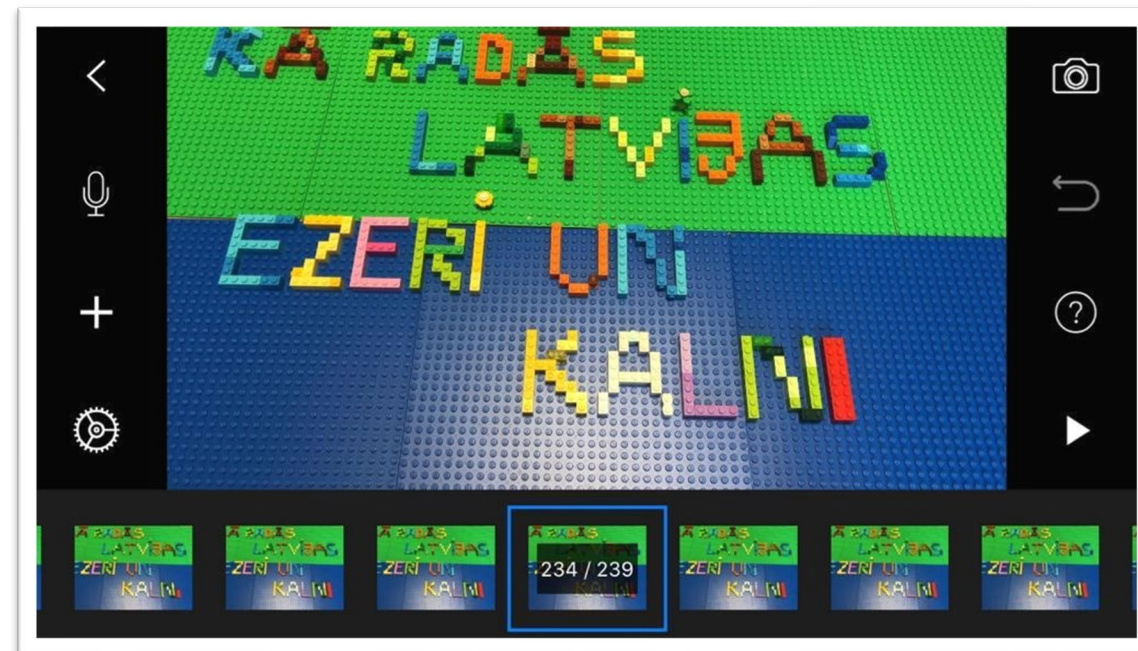

Stage construction



Shot photography



StopMotion Studio



To get a high quality animation 12-24 shots per second are used.

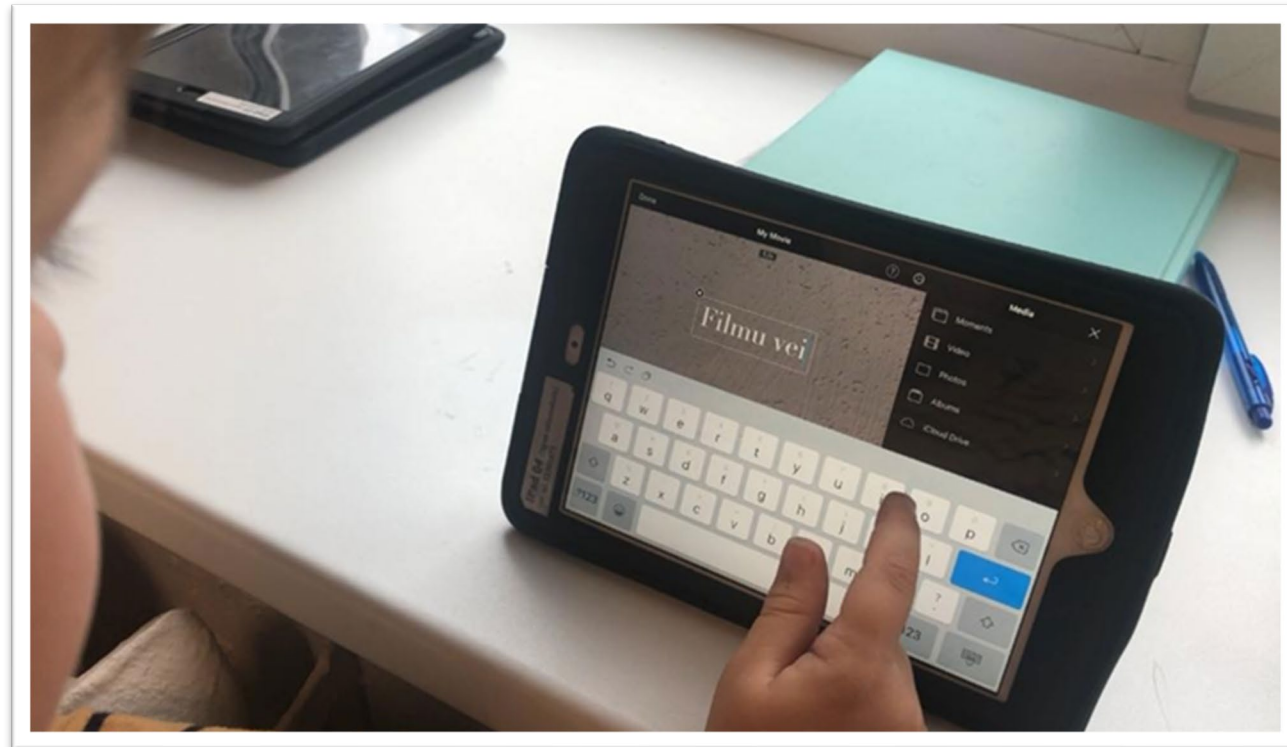
For children's animations we use 4-5 shots per second.



Adding the sound and subtitles, movie montage



iMovie



Cross-curricular link

- **IT** – application of digital technologies
- **Art** – drawing
- **Music** – sound and rhythm
- **Theatre** – text pronunciation, voice intonation
- **Latvian (native) language and literature** – text reference
- **Mathematics** – construction design
- **Design and technologies** – design creation



Cross-curricular link

Become more independent and bolder

Achieve higher learning outcomes

Organize your own learning

Analyze, conclude, estimate, plan

Evaluate your experience, knowledge and skills




SELF-LEARNING IS COOL!

Attēls no www.iespejamamisija.lv




Pay attention to

- Premises
- Light
- Suitable materials
- More possibilities if Paid StopMotion application is used



IT security, data protection




Attēli no www.drossinternets.lv





How is it made?



Press here!

Or here!



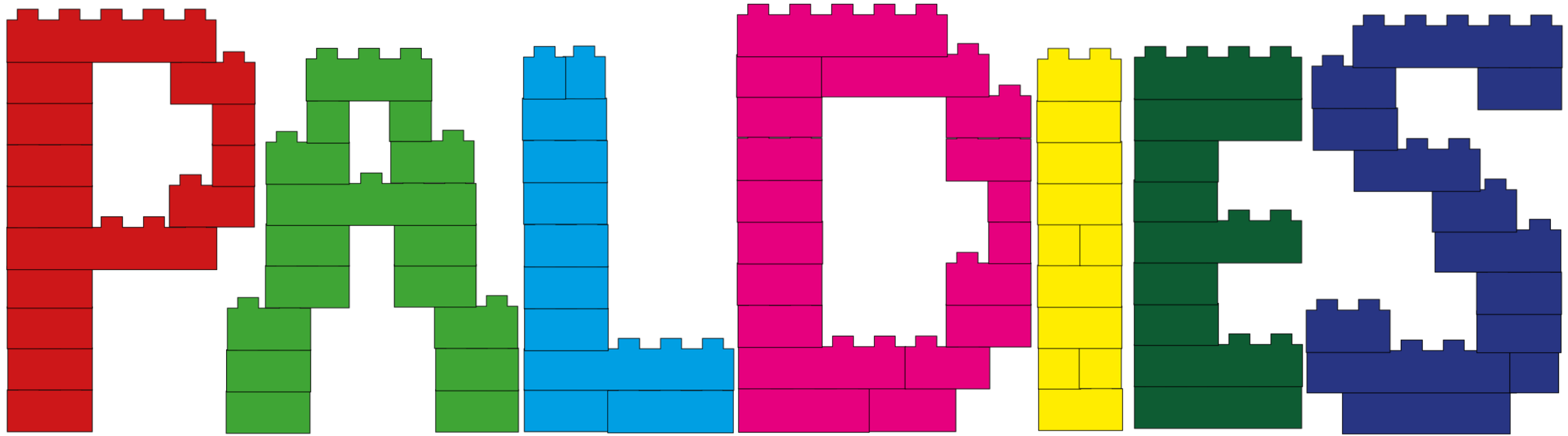
Other movies made by our students

- Kā radās Latvijas ezeri un kalni
 - Paldies
 - Dzenīši
 - Ziemassvētki mežā
- Balons
 - Cilvēciņš
 - Jaunākās ziņas
- Mušā
 - Glāb draugu!
- Celojums uz mānesi
 - Ziemassvētku rūkītis



Creativity is inventing, experimenting,
growing, taking risks, breaking rules,
making mistakes, and having fun.
/Mary Lou Cook/





Thank you!